

MONTHLY REPORT OF DISBURSEMENTS
For the month of July 2022


Department: State Universities and Colleges (SUCs)
 Agency/Entity: Negros Oriental State University
 Operating Unit: < not applicable >
 Organization Code (UACS): 08 072 0000000
 Fund Cluster: 01 Regular Agency Fund

Particulars	Current Year Budget					Prior Year's Budget											Trust Liabilities				Grand Total					Remarks		
	PS	MOOE	FinEx	CO	TOTAL	Prior Year's Accounts Payable					Current Year's Accounts Payable					SUB-TOTAL	PS	MOOE	CO	TOTAL	PS	MOOE	FinEx	CO	TOTAL			
						PS	MOOE	FinEx	CO	Sub-Total	PS	MOOE	FinEx	CO	Sub-Total												TOTAL	
1	2	3	4	5	6=(2+3+4+5)	7	8	9	10	11=(7+8+9+10)	12	13	14	15	16=(12+13+14+15)	17=(11+16)	18=(6+17)	19	20	21	22=(19+20+21)	23	24	25	26	27=(23+24+25+26)	28	
CASH DISBURSEMENTS	19,217,958.09	4,809,384.89	0.00	18,485,581.44	42,312,905.02	0.00	0.00	0.00	0.00	0.00	0.00	0.00	0.00	0.00	0.00	0.00	42,312,905.02	0.00	0.00	0.00	0.00	19,217,958.09	4,809,384.89	0.00	18,485,581.44	42,312,905.02		
Notice of Cash Allocation (NCA)	19,217,958.09	4,809,384.89	0.00	18,485,581.44	42,312,905.02	0.00	0.00	0.00	0.00	0.00	0.00	0.00	0.00	0.00	0.00	0.00	42,312,905.02	0.00	0.00	0.00	0.00	19,217,958.09	4,809,384.89	0.00	18,485,581.44	42,312,905.02		
MDS Checks Issued	19,034,105.18	2,449,419.28	0.00	18,485,581.44	39,969,085.88	0.00	0.00	0.00	0.00	0.00	0.00	0.00	0.00	0.00	0.00	0.00	39,969,085.88	0.00	0.00	0.00	0.00	19,034,105.18	2,449,419.28	0.00	18,485,581.44	39,969,085.88		
Advice to Debit Account	183,853.53	2,159,965.61	0.00	0.00	2,343,819.14	0.00	0.00	0.00	0.00	0.00	0.00	0.00	0.00	0.00	0.00	0.00	2,343,819.14	0.00	0.00	0.00	0.00	183,853.53	2,159,965.61	0.00	0.00	2,343,819.14		
Notice of Transfer Allocations (NTA)	0.00	0.00	0.00	0.00	0.00	0.00	0.00	0.00	0.00	0.00	0.00	0.00	0.00	0.00	0.00	0.00	0.00	0.00	0.00	0.00	0.00	0.00	0.00	0.00	0.00	0.00		
MDS Checks Issued	0.00	0.00	0.00	0.00	0.00	0.00	0.00	0.00	0.00	0.00	0.00	0.00	0.00	0.00	0.00	0.00	0.00	0.00	0.00	0.00	0.00	0.00	0.00	0.00	0.00	0.00	0.00	
Advice to Debit Account	0.00	0.00	0.00	0.00	0.00	0.00	0.00	0.00	0.00	0.00	0.00	0.00	0.00	0.00	0.00	0.00	0.00	0.00	0.00	0.00	0.00	0.00	0.00	0.00	0.00	0.00	0.00	
Working Fund for FAPs	0.00	0.00	0.00	0.00	0.00	0.00	0.00	0.00	0.00	0.00	0.00	0.00	0.00	0.00	0.00	0.00	0.00	0.00	0.00	0.00	0.00	0.00	0.00	0.00	0.00	0.00	0.00	
Cash Disbursement Ceiling (CDC)	0.00	0.00	0.00	0.00	0.00	0.00	0.00	0.00	0.00	0.00	0.00	0.00	0.00	0.00	0.00	0.00	0.00	0.00	0.00	0.00	0.00	0.00	0.00	0.00	0.00	0.00	0.00	
TOTAL CASH DISBURSEMENTS	19,217,958.09	4,809,384.89	0.00	18,485,581.44	42,312,905.02	0.00	0.00	0.00	0.00	0.00	0.00	0.00	0.00	0.00	0.00	0.00	42,312,905.02	0.00	0.00	0.00	0.00	19,217,958.09	4,809,384.89	0.00	18,485,581.44	42,312,905.02		
NON-CASH DISBURSEMENTS	1,808,490.61	80,200.29	1,563,497.04	0.00	3,452,157.94	0.00	0.00	0.00	0.00	0.00	0.00	0.00	0.00	0.00	0.00	0.00	3,452,157.94	0.00	0.00	0.00	0.00	1,808,490.61	80,200.29	1,563,497.04	0.00	3,452,157.94		
Tax Remittance Advances Issued (TRA)	1,808,490.61	80,200.29	1,563,497.04	0.00	3,452,157.94	0.00	0.00	0.00	0.00	0.00	0.00	0.00	0.00	0.00	0.00	0.00	3,452,157.94	0.00	0.00	0.00	0.00	1,808,490.61	80,200.29	1,563,497.04	0.00	3,452,157.94		
Non-Cash Availment Authority (NCAA)	0.00	0.00	0.00	0.00	0.00	0.00	0.00	0.00	0.00	0.00	0.00	0.00	0.00	0.00	0.00	0.00	0.00	0.00	0.00	0.00	0.00	0.00	0.00	0.00	0.00	0.00	0.00	
Disbursements effected through outright deductions from claims (please specify...)	0.00	0.00	0.00	0.00	0.00	0.00	0.00	0.00	0.00	0.00	0.00	0.00	0.00	0.00	0.00	0.00	0.00	0.00	0.00	0.00	0.00	0.00	0.00	0.00	0.00	0.00	0.00	
Overpayment of expenses (e.g. personnel benefits)	0.00	0.00	0.00	0.00	0.00	0.00	0.00	0.00	0.00	0.00	0.00	0.00	0.00	0.00	0.00	0.00	0.00	0.00	0.00	0.00	0.00	0.00	0.00	0.00	0.00	0.00	0.00	
Restitution for loss of government property	0.00	0.00	0.00	0.00	0.00	0.00	0.00	0.00	0.00	0.00	0.00	0.00	0.00	0.00	0.00	0.00	0.00	0.00	0.00	0.00	0.00	0.00	0.00	0.00	0.00	0.00	0.00	
Liquidated damages and similar claims	0.00	0.00	0.00	0.00	0.00	0.00	0.00	0.00	0.00	0.00	0.00	0.00	0.00	0.00	0.00	0.00	0.00	0.00	0.00	0.00	0.00	0.00	0.00	0.00	0.00	0.00	0.00	
Others (TEF, BT, Documentary Stamp Tax, etc.)	0.00	0.00	0.00	0.00	0.00	0.00	0.00	0.00	0.00	0.00	0.00	0.00	0.00	0.00	0.00	0.00	0.00	0.00	0.00	0.00	0.00	0.00	0.00	0.00	0.00	0.00	0.00	
TOTAL NON-CASH DISBURSEMENTS	1,808,490.61	80,200.29	1,563,497.04	0.00	3,452,157.94	0.00	0.00	0.00	0.00	0.00	0.00	0.00	0.00	0.00	0.00	0.00	3,452,157.94	0.00	0.00	0.00	0.00	1,808,490.61	80,200.29	1,563,497.04	0.00	3,452,157.94		
GRAND TOTAL	21,026,449.30	4,889,585.18	1,563,497.04	18,485,581.44	45,765,062.96	0.00	0.00	0.00	0.00	0.00	0.00	0.00	0.00	0.00	0.00	0.00	45,765,062.96	0.00	0.00	0.00	0.00	21,026,449.30	4,889,585.18	1,563,497.04	18,485,581.44	45,765,062.96		

SUMMARY


Particulars (1)	Previous Report (2)	This Month (3)	As at Date (4)
Total Disbursement Authorities Received	264,737,897.05	61,303,157.94	326,041,054.99
NCA	251,467,000.00	57,851,000.00	309,318,000.00
NTA	0.00	0.00	0.00
Working Fund	0.00	0.00	0.00
TRA	13,270,897.05	3,452,157.94	16,723,054.99
CDC	0.00	0.00	0.00
NCAA	0.00	0.00	0.00
Less: Notice of Transfer of Allocations (NTA)* issued	0.00	0.00	0.00
Total Disbursement Authorities Available	264,737,897.05	61,303,157.94	326,041,054.99
Less:			
Lapsed NCA	60.18	2,886.04	2,946.20
Disbursements	0.00	0.00	0.00
Less: Other Non-Cash Disbursements	0.00	0.00	0.00
Disbursements effected through outright deductions from claims	0.00	0.00	0.00
Overpayment of expenses (e.g. personnel benefits)	0.00	0.00	0.00
Restitution for loss of government property	0.00	0.00	0.00
Liquidated damages and similar claims	0.00	0.00	0.00
Others (e.g. TEF, BT, Docs Stamp, etc.)	0.00	0.00	0.00
Add/Less: Adjustments (e.g. cancelled/stated checks)	0.00	0.00	0.00
Balance of Disbursement Authorities as at date	264,737,836.89	61,300,271.90	326,038,108.79
Total Disbursements Program	264,737,897.05	61,303,157.94	326,041,054.99
Less: *Actual Disbursements	264,734,950.85	45,765,062.96	310,500,013.81
(Over)/Under spending	2,946.20	15,538,094.98	15,541,041.18

Notes: * The use of NTA is discouraged
 Notes: ** Amounts should tally with the grand total disbursement (column 27).

Certified Correct:

 MAURICE ANAVER B. DORDADO, CPA
 University Chief Accountant
 Date:

Recommending Approval:

 RENE BOY A. CATUBIG, CPA
 Chief Administrative Officer-Finance
 Date:

Approved By:

 JOEL P. JIMSON, PH.D.
 University President
 Date:

MONTHLY REPORT OF DISBURSEMENTS
For the month of August 2022

Department: State Universities and Colleges (SUCs)
 Agency/Entity: Negros Oriental State University
 Operating Unit: < not applicable >
 Organization Code (UACS): 08 072 0000000
 Fund Cluster: 01 Regular Agency Fund

Particulars	Current Year Budget					Prior Year's Budget											Trust Liabilities				Grand Total					Remarks	
	PS	MOOE	FinEx	CO	TOTAL	Prior Year's Accounts Payable					Current Year's Accounts Payable						SUB-TOTAL	PS	MOOE	CO	TOTAL	PS	MOOE	FinEx	CO		TOTAL
						PS	MOOE	FinEx	CO	Sub-Total	PS	MOOE	FinEx	CO	Sub-Total	TOTAL											
1	2	3	4	5	6=(2+3+4+5)	7	8	9	10	11=(7+8+9+10)	12	13	14	15	16=(12+13+14+15)	17=(11+16)	18=(6+17)	19	20	21	22=(19+20+21)	23	24	25	26	27=(23+24+25+26)	28
CASH DISBURSEMENTS	28,902,075.28	4,644,002.77	11,777,530.39	0.00	45,323,608.44	0.00	0.00	0.00	0.00	0.00	0.00	0.00	0.00	0.00	0.00	0.00	45,323,608.44	0.00	0.00	0.00	0.00	28,902,075.28	4,644,002.77	11,777,530.39	0.00	45,323,608.44	
Notice of Cash Allocation (NCA)	28,902,075.28	4,644,002.77	11,777,530.39	0.00	45,323,608.44	0.00	0.00	0.00	0.00	0.00	0.00	0.00	0.00	0.00	0.00	0.00	45,323,608.44	0.00	0.00	0.00	0.00	28,902,075.28	4,644,002.77	11,777,530.39	0.00	45,323,608.44	
MDS Checks Issued	27,159,809.28	2,979,739.02	11,777,530.39	0.00	41,917,078.66	0.00	0.00	0.00	0.00	0.00	0.00	0.00	0.00	0.00	0.00	0.00	41,917,078.66	0.00	0.00	0.00	0.00	27,159,809.28	2,979,739.02	11,777,530.39	0.00	41,917,078.66	
Advice to Debit Account	1,742,266.00	1,664,263.75	0.00	0.00	3,406,529.78	0.00	0.00	0.00	0.00	0.00	0.00	0.00	0.00	0.00	0.00	0.00	3,406,529.78	0.00	0.00	0.00	0.00	1,742,266.00	1,664,263.75	0.00	0.00	3,406,529.78	
Notice of Transfer Allocations (NTA)	0.00	0.00	0.00	0.00	0.00	0.00	0.00	0.00	0.00	0.00	0.00	0.00	0.00	0.00	0.00	0.00	0.00	0.00	0.00	0.00	0.00	0.00	0.00	0.00	0.00	0.00	0.00
MDS Checks Issued	0.00	0.00	0.00	0.00	0.00	0.00	0.00	0.00	0.00	0.00	0.00	0.00	0.00	0.00	0.00	0.00	0.00	0.00	0.00	0.00	0.00	0.00	0.00	0.00	0.00	0.00	0.00
Advice to Debit Account	0.00	0.00	0.00	0.00	0.00	0.00	0.00	0.00	0.00	0.00	0.00	0.00	0.00	0.00	0.00	0.00	0.00	0.00	0.00	0.00	0.00	0.00	0.00	0.00	0.00	0.00	0.00
Working Fund for FAPs	0.00	0.00	0.00	0.00	0.00	0.00	0.00	0.00	0.00	0.00	0.00	0.00	0.00	0.00	0.00	0.00	0.00	0.00	0.00	0.00	0.00	0.00	0.00	0.00	0.00	0.00	0.00
Cash Disbursement Ceiling (CDC)	0.00	0.00	0.00	0.00	0.00	0.00	0.00	0.00	0.00	0.00	0.00	0.00	0.00	0.00	0.00	0.00	0.00	0.00	0.00	0.00	0.00	0.00	0.00	0.00	0.00	0.00	0.00
TOTAL CASH DISBURSEMENTS	28,902,075.28	4,644,002.77	11,777,530.39	0.00	45,323,608.44	0.00	0.00	0.00	0.00	0.00	0.00	0.00	0.00	0.00	0.00	0.00	45,323,608.44	0.00	0.00	0.00	0.00	28,902,075.28	4,644,002.77	11,777,530.39	0.00	45,323,608.44	
NON-CASH DISBURSEMENTS	1,776,735.53	110,491.50	0.00	1,068,230.19	2,955,457.22	0.00	0.00	0.00	0.00	0.00	0.00	0.00	0.00	0.00	0.00	0.00	2,955,457.22	0.00	0.00	0.00	0.00	1,776,735.53	110,491.50	0.00	1,068,230.19	2,955,457.22	
Tax Remittance Advices Issued (TRA)	1,776,735.53	110,491.50	0.00	1,068,230.19	2,955,457.22	0.00	0.00	0.00	0.00	0.00	0.00	0.00	0.00	0.00	0.00	0.00	2,955,457.22	0.00	0.00	0.00	0.00	1,776,735.53	110,491.50	0.00	1,068,230.19	2,955,457.22	
Non-Cash Availment Authority (NCAA)	0.00	0.00	0.00	0.00	0.00	0.00	0.00	0.00	0.00	0.00	0.00	0.00	0.00	0.00	0.00	0.00	0.00	0.00	0.00	0.00	0.00	0.00	0.00	0.00	0.00	0.00	0.00
Disbursements effected through outright deductions from claims (please specify...)	0.00	0.00	0.00	0.00	0.00	0.00	0.00	0.00	0.00	0.00	0.00	0.00	0.00	0.00	0.00	0.00	0.00	0.00	0.00	0.00	0.00	0.00	0.00	0.00	0.00	0.00	0.00
Overpayment of expenses (e.g. personnel benefits)	0.00	0.00	0.00	0.00	0.00	0.00	0.00	0.00	0.00	0.00	0.00	0.00	0.00	0.00	0.00	0.00	0.00	0.00	0.00	0.00	0.00	0.00	0.00	0.00	0.00	0.00	0.00
Restitution for loss of government property	0.00	0.00	0.00	0.00	0.00	0.00	0.00	0.00	0.00	0.00	0.00	0.00	0.00	0.00	0.00	0.00	0.00	0.00	0.00	0.00	0.00	0.00	0.00	0.00	0.00	0.00	0.00
Liquidated damages and similar claims	0.00	0.00	0.00	0.00	0.00	0.00	0.00	0.00	0.00	0.00	0.00	0.00	0.00	0.00	0.00	0.00	0.00	0.00	0.00	0.00	0.00	0.00	0.00	0.00	0.00	0.00	0.00
Others (TEF, BTr, Documentary Stamp Tax, etc.)	0.00	0.00	0.00	0.00	0.00	0.00	0.00	0.00	0.00	0.00	0.00	0.00	0.00	0.00	0.00	0.00	0.00	0.00	0.00	0.00	0.00	0.00	0.00	0.00	0.00	0.00	0.00
TOTAL NON-CASH DISBURSEMENTS	1,776,735.53	110,491.50	0.00	1,068,230.19	2,955,457.22	0.00	0.00	0.00	0.00	0.00	0.00	0.00	0.00	0.00	0.00	0.00	2,955,457.22	0.00	0.00	0.00	0.00	1,776,735.53	110,491.50	0.00	1,068,230.19	2,955,457.22	
GRAND TOTAL	30,678,810.81	4,754,494.27	11,777,530.39	1,068,230.19	48,279,065.66	0.00	0.00	0.00	0.00	0.00	0.00	0.00	0.00	0.00	0.00	0.00	48,279,065.66	0.00	0.00	0.00	0.00	30,678,810.81	4,754,494.27	11,777,530.39	1,068,230.19	48,279,065.66	

SUMMARY

Particulars (1)	Previous Report (2)	This Month (3)	As at Date (4)
Total Disbursement Authorities Received	326,041,054.99	36,221,457.22	362,262,512.21
NCA	309,318,000.00	33,266,000.00	342,584,000.00
NTA	0.00	0.00	0.00
Working Fund	0.00	0.00	0.00
TRA	16,723,054.99	2,955,457.22	19,678,512.21
CDC	0.00	0.00	0.00
NCAA	0.00	0.00	0.00
Less: Notice of Transfer of Allocations (NTA)* Issued	0.00	0.00	0.00
Total Disbursement Authorities Available	326,041,054.99	36,221,457.22	362,262,512.21
Less:	0.00	0.00	0.00
Lapsed NCA Disbursements	2,946.20	0.00	2,946.20
Less: Other Non-Cash Disbursements	0.00	0.00	0.00
Disbursements effected through outright deductions from claims	0.00	0.00	0.00
Overpayment of expenses (e.g. personnel benefits)	0.00	0.00	0.00
Restitution for loss of government property	0.00	0.00	0.00
Liquidated damages and similar claims	0.00	0.00	0.00
Others (e.g. TEF, BTr, Docs Stamp, etc.)	0.00	0.00	0.00
Add/Less: Adjustments (e.g. cancelled/staled checks)	0.00	0.00	0.00
Balance of Disbursement Authorities as at date	326,038,108.79	36,221,457.22	362,259,566.01
Total Disbursements Program	326,041,054.99	36,221,457.22	362,262,512.21
Less: *Actual Disbursements	310,500,013.81	48,279,065.66	358,779,079.47
(Over)/Under spending	15,541,041.18	(12,057,608.44)	3,483,432.74

Notes: * The use of NTA is discouraged
 Notes: ** Amounts should tally with the grand total disbursement (column 27).

Certified Correct:

MAURICE ANAVER B. DORADO, CPA
 University Chief Accountant
 Date:

Recommending Approval:

BENE BOY A. CATUBIG, CPA
 Chief Administrative Officer-Finance
 Date:

Approved By:

JOEL P. LIMSON, Ph.D.
 University President
 Date:

MONTHLY REPORT OF DISBURSEMENTS
For the month of September 2022


Department: State Universities and Colleges (SUCs)
 Agency/Entity: Negros Oriental State University
 Operating Unit: < not applicable >
 Organization Code (UACS): 09 072 0000000
 Fund Cluster: 01 Regular Agency Fund

Particulars	Current Year Budget					Prior Year's Budget											SUB-TOTAL	Trust Liabilities				Grand Total					Remarks	
	PS	MOOE	FinEx	CO	TOTAL	Prior Year's Accounts Payable					Current Year's Accounts Payable							TOTAL	PS	MOOE	CO	TOTAL	PS	MOOE	FinEx	CO		TOTAL
						PS	MOOE	FinEx	CO	Sub-Total	PS	MOOE	FinEx	CO	Sub-Total	PS												
1	2	3	4	5	6=(2+3+4+5)	7	8	9	10	11=(7+8+9+10)	12	13	14	15	16=(12+13+14+15)	17=(11+16)	18=(6+17)	19	20	21	22=(18+20+21)	23	24	25	26	27=(23+24+25+16)	28	
CASH DISBURSEMENTS	26,109,933.13	4,823,933.19	0.00	207,616.50	31,141,482.82	0.00	57,131.56	0.00	0.00	57,131.56	0.00	2,165,824.29	0.00	6,261,036.38	8,426,890.67	8,483,992.23	39,625,475.05	0.00	0.00	0.00	0.00	28,109,933.13	7,046,889.04	0.00	6,468,652.88	39,625,475.05		
Notice of Cash Allocation (NCA)	26,109,933.13	4,823,933.19	0.00	207,616.50	31,141,482.82	0.00	57,131.56	0.00	0.00	57,131.56	0.00	2,165,824.29	0.00	6,261,036.38	8,426,890.67	8,483,992.23	39,625,475.05	0.00	0.00	0.00	0.00	28,109,933.13	7,046,889.04	0.00	6,468,652.88	39,625,475.05		
MDS Checks Issued	25,854,051.51	1,265,538.41	0.00	207,616.50	27,127,206.42	0.00	57,131.56	0.00	0.00	57,131.56	0.00	1,884,305.59	0.00	6,261,036.38	8,145,341.97	8,202,473.53	35,329,679.95	0.00	0.00	0.00	0.00	25,854,051.51	3,206,975.56	0.00	6,468,652.88	35,329,679.95		
Advice to Debit Account	455,881.62	3,558,394.78	0.00	0.00	4,014,276.40	0.00	0.00	0.00	0.00	0.00	0.00	281,518.70	0.00	0.00	281,518.70	281,518.70	4,295,795.10	0.00	0.00	0.00	0.00	455,881.62	3,839,913.48	0.00	0.00	4,295,795.10		
Notice of Transfer Allocations (NTA)	0.00	0.00	0.00	0.00	0.00	0.00	0.00	0.00	0.00	0.00	0.00	0.00	0.00	0.00	0.00	0.00	0.00	0.00	0.00	0.00	0.00	0.00	0.00	0.00	0.00	0.00		
MDS Checks Issued	0.00	0.00	0.00	0.00	0.00	0.00	0.00	0.00	0.00	0.00	0.00	0.00	0.00	0.00	0.00	0.00	0.00	0.00	0.00	0.00	0.00	0.00	0.00	0.00	0.00	0.00	0.00	
Advice to Debit Account	0.00	0.00	0.00	0.00	0.00	0.00	0.00	0.00	0.00	0.00	0.00	0.00	0.00	0.00	0.00	0.00	0.00	0.00	0.00	0.00	0.00	0.00	0.00	0.00	0.00	0.00	0.00	
Working Fund for FAPs	0.00	0.00	0.00	0.00	0.00	0.00	0.00	0.00	0.00	0.00	0.00	0.00	0.00	0.00	0.00	0.00	0.00	0.00	0.00	0.00	0.00	0.00	0.00	0.00	0.00	0.00	0.00	
Cash Disbursement Ceiling (CDC)	0.00	0.00	0.00	0.00	0.00	0.00	0.00	0.00	0.00	0.00	0.00	0.00	0.00	0.00	0.00	0.00	0.00	0.00	0.00	0.00	0.00	0.00	0.00	0.00	0.00	0.00	0.00	
TOTAL CASH DISBURSEMENTS	26,109,933.13	4,823,933.19	0.00	207,616.50	31,141,482.82	0.00	57,131.56	0.00	0.00	57,131.56	0.00	2,165,824.29	0.00	6,261,036.38	8,426,890.67	8,483,992.23	39,625,475.05	0.00	0.00	0.00	0.00	28,109,933.13	7,046,889.04	0.00	6,468,652.88	39,625,475.05		
NON-CASH DISBURSEMENTS	1,625,849.78	30,257.06	0.00	13,841.10	1,669,947.93	0.00	3,233.86	0.00	0.00	3,233.86	0.00	135,988.70	0.00	569,196.80	705,185.30	708,419.16	2,378,367.06	0.00	0.00	0.00	0.00	1,625,849.78	169,479.81	0.00	583,037.70	2,378,367.06		
Tax Remittance Advices Issued (TRA)	1,625,849.78	30,257.06	0.00	13,841.10	1,669,947.93	0.00	3,233.86	0.00	0.00	3,233.86	0.00	135,988.70	0.00	569,196.80	705,185.30	708,419.16	2,378,367.06	0.00	0.00	0.00	0.00	1,625,849.78	169,479.81	0.00	583,037.70	2,378,367.06		
Non-Cash Availment Authority (NCAA)	0.00	0.00	0.00	0.00	0.00	0.00	0.00	0.00	0.00	0.00	0.00	0.00	0.00	0.00	0.00	0.00	0.00	0.00	0.00	0.00	0.00	0.00	0.00	0.00	0.00	0.00		
Disbursements effected through outright deductions from claims (please specify...)	0.00	0.00	0.00	0.00	0.00	0.00	0.00	0.00	0.00	0.00	0.00	0.00	0.00	0.00	0.00	0.00	0.00	0.00	0.00	0.00	0.00	0.00	0.00	0.00	0.00	0.00		
Overpayment of expenses(e.g. personnel benefits)	0.00	0.00	0.00	0.00	0.00	0.00	0.00	0.00	0.00	0.00	0.00	0.00	0.00	0.00	0.00	0.00	0.00	0.00	0.00	0.00	0.00	0.00	0.00	0.00	0.00	0.00		
Restitution for loss of government property	0.00	0.00	0.00	0.00	0.00	0.00	0.00	0.00	0.00	0.00	0.00	0.00	0.00	0.00	0.00	0.00	0.00	0.00	0.00	0.00	0.00	0.00	0.00	0.00	0.00	0.00		
Liquidated damages and similar claims	0.00	0.00	0.00	0.00	0.00	0.00	0.00	0.00	0.00	0.00	0.00	0.00	0.00	0.00	0.00	0.00	0.00	0.00	0.00	0.00	0.00	0.00	0.00	0.00	0.00	0.00		
Others (e.g. TEF, BTR, Docs Starro, etc.)	0.00	0.00	0.00	0.00	0.00	0.00	0.00	0.00	0.00	0.00	0.00	0.00	0.00	0.00	0.00	0.00	0.00	0.00	0.00	0.00	0.00	0.00	0.00	0.00	0.00	0.00		
TOTAL NON-CASH DISBURSEMENTS	1,625,849.78	30,257.06	0.00	13,841.10	1,669,947.93	0.00	3,233.86	0.00	0.00	3,233.86	0.00	135,988.70	0.00	569,196.80	705,185.30	708,419.16	2,378,367.06	0.00	0.00	0.00	0.00	1,625,849.78	169,479.81	0.00	583,037.70	2,378,367.06		
GRAND TOTAL	27,735,782.91	4,854,190.24	0.00	221,457.60	32,811,430.75	0.00	60,365.42	0.00	0.00	60,365.42	0.00	2,301,812.99	0.00	6,830,232.98	9,132,075.97	9,192,411.39	42,003,842.14	0.00	0.00	0.00	0.00	27,735,782.91	7,216,368.85	0.00	7,051,690.58	42,003,842.14		

SUMMARY


Particulars (1)	Previous Report (2)	This Month (3)	As at Date (4)
Total Disbursement Authorities Received	362,262,512.21	38,523,367.09	400,785,879.30
NCA	342,564,000.00	36,145,000.00	378,729,000.00
NTA	0.00	0.00	0.00
Working Fund	0.00	0.00	0.00
TRA	19,678,512.21	2,378,367.09	22,056,879.30
CDC	0.00	0.00	0.00
NCAA	0.00	0.00	0.00
Less: Notice of Transfer of Allocations (NTA)* issued	0.00	0.00	0.00
Total Disbursement Authorities Available	362,262,512.21	38,523,367.09	400,785,879.30
Less:	0.00	0.00	0.00
Lapsed NCA	2,946.20	0.00	2,946.20
Disbursements	0.00	0.00	0.00
Less: Other Non-Cash Disbursements	0.00	0.00	0.00
Disbursements effected through outright deductions from claims	0.00	0.00	0.00
Overpayment of expenses(e.g. personnel benefits)	0.00	0.00	0.00
Restitution for loss of government property	0.00	0.00	0.00
Liquidated damages and similar claims	0.00	0.00	0.00
Others (e.g. TEF, BTR, Docs Starro, etc.)	0.00	0.00	0.00
Add/Less: Adjustments (e.g. cancelled/staled checks)	0.00	0.00	0.00
Balance of Disbursement Authorities as at date	362,259,566.01	38,523,367.09	400,782,933.10
Total Disbursements Program	362,262,512.21	38,523,367.09	400,785,879.30
Less: *Actual Disbursements	358,779,079.47	42,003,842.14	400,782,921.61
(Over)/Under spending	3,483,432.74	(3,480,475.05)	2,957.69

Notes: * The use of NTA is discouraged
 Notes: ** Amounts should tally with the grand total disbursement (column 27).

Certified Correct:

 MAURICE ANAVER B. DORDADO, CPA
 University Chief Accountant
 Date:

Recommending Approval:

 RENE BOY A. CATUBIG, CPA
 Chief Administrative Officer-Finance
 Date:

Approved By:

 JOEL P. LIMSON, PH.D.
 University President
 Date: